

Perfect Triangle - Bulk - Flower

Sample ID: 2405EAZ0038.0136
Strain: Perfect Triangle
Matrix: Plant
Type: Flower - Cured
Batch#: PFT240515H

Collected: 05/22/2024
Received: 05/22/2024
Completed: 05/28/2024 06:10 PM
Sample Size: 10.8 g;

Harvest Date: 05/14/2024
Manufacture Date:

Client
Arizona Nectar Farms
Lic. # 00000126DCSO00060479
4116 E Superior Ave, Suite D,
Phoenix, AZ, 85040



Summary

Test	Date Tested	Instr. Method	Result
Batch			Pass
Cannabinoids	05/24/2024	LC-UV VIS	Complete
Terpenes	05/22/2024	GC-MS	Complete
Pesticides	05/22/2024	LC-MS	Pass
Microbial Impurities	05/23/2024	3M Plating & qPCR	Pass
Heavy Metals	05/28/2024	ICP-MS	Pass

Cannabinoids

Method: SOPAZ_M-CANNABINOIDS

28.036 %

Total THC

<LOQ

Total CBD

28.561 %

Total Cannabinoids

Analytes	LOQ	Result	Result	Q
	mg/g	%	mg/g	
THCA	0.962	31.200	311.99	
Δ9 THC	0.962	0.674	6.74	
Δ8 THC	0.962	ND	ND	
THCVA	0.962	<LOQ	<LOQ	
THCV	0.962	ND	ND	
CBDA	0.962	<LOQ	<LOQ	
CBD	0.962	ND	ND	
CBN	0.962	ND	ND	
CBGA	0.962	0.361	3.61	
CBG	0.962	ND	ND	
CBCA	0.962	0.238	2.38	
CBC	0.962	ND	ND	
Total THC		28.036	280.36	Q3
Total CBD		<LOQ	<LOQ	Q3
Total Cannabinoids		28.561	285.61	Q3
Sum of Cannabinoids		32.473	324.73	Q3

Total THC = THCa * 0.877 + Δ9-THC; Total CBD = CBDA * 0.877 + CBD; Total Cannabinoids = (cannabinoid acid forms * 0.877) + cannabinoids; Sum of Cannabinoids = cannabinoid acid forms + cannabinoids; LOQ = Limit of Quantitation; NT = Not Tested; ND = Not Detected Moisture Method: SOPAZ_M-MOISTURE



Kevin Nolan
Kevin Nolan
Laboratory Technical Director | 05/28/2024

Firas Haddad
Firas Haddad
Laboratory Manager | 05/28/2024



Perfect Triangle - Bulk - Flower

Sample ID: 2405EAZ0038.0136
Strain: Perfect Triangle
Matrix: Plant
Type: Flower - Cured
Batch#: PFT240515H

Collected: 05/22/2024
Received: 05/22/2024
Completed: 05/28/2024 06:10 PM
Sample Size: 10.8 g;

Harvest Date: 05/14/2024
Manufacture Date:

Client
Arizona Nectar Farms
Lic. # 00000126DCSO00060479
4116 E Superior Ave, Suite D,
Phoenix, AZ, 85040

Terpenes






Method: SOPAZ_M-TERPENES

Analytes	LOQ	Result	Result	Q
	mg/g	mg/g	%	
β-Caryophyllene	0.197	4.671	0.467	Q3
Linalool	0.197	2.769	0.277	Q3
trans-Nerolidol	0.236	2.601	0.260	Q3
α-Humulene	0.197	1.514	0.151	Q3
δ-Limonene	0.197	1.281	0.128	Q3
α-Bisabolol	0.984	1.071	0.107	Q3
β-Myrcene	0.197	1.060	0.106	Q3
β-Pinene	0.197	0.449	0.045	Q3
Geraniol	0.984	<LOQ	<LOQ	Q3
α-Pinene	0.197	0.218	0.022	Q3
Caryophyllene Oxide	0.984	<LOQ	<LOQ	Q3
Camphene	0.197	<LOQ	<LOQ	Q3
Terpinolene	0.197	<LOQ	<LOQ	Q3
δ-3-Carene	0.197	ND	ND	Q3
α-Terpinene	0.197	ND	ND	Q3
p-Cymene	0.197	ND	ND	Q3
Eucalyptol	0.197	ND	ND	Q3
cis-B-ocimene	0.197	ND	ND	Q3
trans-B-ocimene	0.197	ND	ND	Q3
γ-Terpinene	0.197	ND	ND	Q3
Isopulegol	0.984	ND	ND	Q3
cis-Nerolidol	0.394	ND	ND	Q3
Guaiol	0.984	ND	ND	Q3
Total		15.633	1.563	Q3

Date Tested: 05/22/2024

LOQ = Limit of Quantitation; NT = Not Tested; ND = Not Detected.

Primary Aromas

 Clove	 Lavender	 Floral	 Hops	 Citrusy
--	---	---	---	--



Kevin Nolan
Kevin Nolan
Laboratory Technical Director | 05/28/2024

Firas Haddad
Firas Haddad
Laboratory Manager | 05/28/2024



Perfect Triangle - Bulk - Flower

Sample ID: 2405EAZ0038.0136
Strain: Perfect Triangle
Matrix: Plant
Type: Flower - Cured
Batch#: PFT240515H

Collected: 05/22/2024
Received: 05/22/2024
Completed: 05/28/2024 06:10 PM
Sample Size: 10.8 g;

Harvest Date: 05/14/2024
Manufacture Date:

Client
Arizona Nectar Farms
Lic. # 00000126DCSO00060479
4116 E Superior Ave, Suite D,
Phoenix, AZ, 85040

Pesticides

Method: SOPAZ_M-PESTICIDES

Analytes	LOQ	Limit	Result	Status	Q	Analytes	LOQ	Limit	Result	Status	Q
	ppm	ppm	ppm				ppm	ppm	ppm		
Abamectin B1a	0.119	0.500	ND	Pass		Imazalil	0.098	0.200	ND	Pass	
Acephate	0.196	0.400	ND	Pass		Imidacloprid	0.196	0.400	ND	Pass	
Acetamiprid	0.098	0.200	ND	Pass		Kresoxim-methyl	0.196	0.400	ND	Pass	
Aldicarb	0.196	0.400	ND	Pass		Malathion	0.098	0.200	ND	Pass	
Azoxystrobin	0.098	0.200	ND	Pass		Metalaxyl	0.098	0.200	ND	Pass	
Bifenazate	0.098	0.200	ND	Pass		Methiocarb	0.098	0.200	ND	Pass	
Bifenthrin	0.049	0.200	ND	Pass		Methomyl	0.196	0.400	ND	Pass	
Boscalid	0.196	0.400	ND	Pass		Myclobutanil	0.098	0.200	ND	Pass	
Carbaryl	0.098	0.200	ND	Pass		Naled	0.246	0.500	ND	Pass	
Carbofuran	0.098	0.200	ND	Pass		Oxamyl	0.491	1.000	ND	Pass	
Chlorantraniliprole	0.098	0.200	ND	Pass		Paclobutrazol	0.196	0.400	ND	Pass	
Chlorpyrifos	0.049	0.200	ND	Pass		Permethrins	0.049	0.200	ND	Pass	
Clofentezine	0.098	0.200	ND	Pass		Phosmet	0.098	0.200	ND	Pass	
Cypermethrin	0.491	1.000	ND	Pass		Piperonyl Butoxide	0.491	2.000	ND	Pass	
Daminozide	0.491	1.000	ND	Pass		Prallethrin	0.098	0.200	ND	Pass	
Diazinon	0.098	0.200	ND	Pass		Propiconazole	0.196	0.400	ND	Pass	
Dichlorvos	0.049	0.100	ND	Pass		Propoxur	0.098	0.200	ND	Pass	
Dimethoate	0.098	0.200	ND	Pass		Pyrethrins	0.447	1.000	ND	Pass	
Ethoprophos	0.098	0.200	ND	Pass		Pyridaben	0.049	0.200	ND	Pass	
Etofenprox	0.098	0.400	ND	Pass		Spinosad	0.098	0.200	ND	Pass	
Etoazole	0.098	0.200	ND	Pass		Spiromesifen	0.098	0.200	ND	Pass	
Fenoxycarb	0.098	0.200	ND	Pass		Spiroxamine	0.196	0.400	ND	Pass	
Fenpyroximate	0.196	0.400	ND	Pass		Tebuconazole	0.196	0.400	ND	Pass	
Fipronil	0.196	0.400	ND	Pass		Thiacloprid	0.098	0.200	ND	Pass	
Flonicamid	0.491	1.000	ND	Pass		Thiamethoxam	0.098	0.200	ND	Pass	
Fludioxonil	0.196	0.400	ND	Pass		Trifloxystrobin	0.098	0.200	ND	Pass	
Hexythiazox	0.246	1.000	ND	Pass		Chlorfenapyr	0.491	1.000	ND	Pass	
						Cyfluthrin	0.491	1.000	ND	Pass	

Date Tested: 05/22/2024

LOQ = Limit of Quantitation; NT = Not Tested; ND = Not Detected.

Microbial Impurities

Method: SOPAZ_M-ECOLI

Analytes	Result	Limit	Status	Q
Escherichia coli	0	< 100 CFU/g	Pass	

Method: SOPAZ_M-MICROBIALS

Analytes	Result	Limit	Status	Q
Salmonella spp	Not Detected	Not Detected in One Gram	Pass	
Aspergillus flavus	Not Detected	Not Detected in One Gram	Pass	
Aspergillus niger	Not Detected	Not Detected in One Gram	Pass	
Aspergillus fumigatus	Not Detected	Not Detected in One Gram	Pass	
Aspergillus terreus	Not Detected	Not Detected in One Gram	Pass	

Date Tested: 05/23/2024



Kevin Nolan
Kevin Nolan
Laboratory Technical Director | 05/28/2024

Firas Haddad
Firas Haddad
Laboratory Manager | 05/28/2024



Perfect Triangle - Bulk - Flower

Sample ID: 2405EAZ0038.0136
Strain: Perfect Triangle
Matrix: Plant
Type: Flower - Cured
Batch#: PFT240515H

Collected: 05/22/2024
Received: 05/22/2024
Completed: 05/28/2024 06:10 PM
Sample Size: 10.8 g;

Harvest Date: 05/14/2024
Manufacture Date:

Client
Arizona Nectar Farms
Lic. # 00000126DCSO00060479
4116 E Superior Ave, Suite D,
Phoenix, AZ, 85040

Heavy Metals

Method: SOPAZ_M-HEAVYMETALS

Analytes	LOD	LOQ	Limit	Result	Status	Q
	ppm	ppm	ppm	ppm		
Arsenic	0.032	0.097	0.400	ND	Pass	
Cadmium	0.034	0.097	0.400	ND	Pass	
Mercury	0.026	0.072	0.200	ND	Pass	
Lead	0.136	0.411	1.000	ND	Pass	

Date Tested: 05/28/2024

LOQ = Limit of Quantitation; NT = Not Tested; ND = Not Detected.



Kevin Nolan
Kevin Nolan
Laboratory Technical Director | 05/28/2024

Firas Haddad
Firas Haddad
Laboratory Manager | 05/28/2024



Perfect Triangle - Bulk - Flower

Sample ID: 2405EAZ0038.0136
Strain: Perfect Triangle
Matrix: Plant
Type: Flower - Cured
Batch#: PFT240515H

Collected: 05/22/2024
Received: 05/22/2024
Completed: 05/28/2024 06:10 PM
Sample Size: 10.8 g;

Harvest Date: 05/14/2024
Manufacture Date:


Client
Arizona Nectar Farms
Lic. # 00000126DCSO00060479
4116 E Superior Ave, Suite D,
Phoenix, AZ, 85040

Qualifier Legend

- B1** *The target analyte detected in the calibration is at or above the limit of quantitation, but the sample result for potency testing, is below the limit of quantitation.*
- B2** *The target analyte detected in the calibration blank, or the method blank is at or above the limit of quantitation, but the sample result when testing for pesticides, fungicides, herbicides, growth regulators, heavy metals, or residual solvents, is below the maximum allowable concentration for the analyte.*
- D1** *The limit of quantitation and the sample results were adjusted to reflect sample dilution.*
- I1** *The relative intensity of a characteristic ion in a sample analyte exceeded the acceptance with respect to the reference spectra, indicating interference.*
- L1** *When testing for pesticides, fungicides, herbicides, growth regulators, heavy metals, or residual solvents, the percent recovery of a laboratory control sample is greater than the acceptance limits, but the sample's target analytes were not detected above the maximum allowable concentrations for the analytes in the sample.*
- M1** *The recovery from the matrix spike was high, but the recovery from the laboratory control sample was within acceptance criteria.*
- M2** *The recovery from the matrix spike was low, but the recovery from the laboratory control sample was within acceptance criteria.*
- M3** *The recovery from the matrix spike was unusable because the analyte concentration was disproportionate to the spike level, but the recovery from the laboratory control sample was within acceptance criteria.*
- M4** *The analysis of a spiked sample required a dilution such that the spike recovery calculation does not provide useful information, but the recovery from the associated laboratory control sample was within acceptance criteria.*
- M5** *The analyte concentration was determined by the method of standard addition, in which the standard is added directly to the aliquots of the analyzed sample.*
- M6** *A description of the variance is described in the final report of testing according to R9-17- 404.06(B)(3)(d)(ii).*
- Q1** *Sample integrity was not maintained.*
- Q2** *The sample is heterogeneous, and sample homogeneity could not be readily achieved using routine laboratory practices.*
- Q3** *Testing result is for informational purposes only and cannot be used to satisfy dispensary testing requirements in R9-17-317.01(A) or labeling requirements in R9-17-317.*
- R1** *The relative percent difference for the laboratory control sample and duplicate exceeded the limit, but the recovery was within acceptance criteria.*
- R2** *The relative percent difference for a sample and duplicate exceeded the limit.*
- V1** *The recovery from continuing calibration verification standards exceeded the acceptance limits, but the sample's target analytes were not detected above the maximum allowable for the analytes in the sample.*

Report Notes




Kevin Nolan
Laboratory Technical Director | 05/28/2024


Firas Haddad
Laboratory Manager | 05/28/2024

